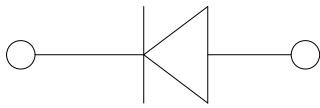



Super Fast Rectifier



Features

- Ultrafast reverse recovery time
- Low leakage current
- Low switching losses, high efficiency
- High forward surge capability
- Glass passivated chip junction
- Solder dip 275 °C max. 7 s, per JESD 22-B106

Typical Applications

For use in high frequency rectification and freewheeling application in switching mode converters and inverters for consumer, computer and telecommunication.

Mechanical Data

- **Package:** DO-201AD(DO-27)
Molding compound meets UL 94 V-0 flammability rating, RoHS-compliant
- **Terminals:** Tin plated leads, solderable per J-STD-002 and JESD22-B102
- **Polarity:** Color band denotes the cathode end

■ Maximum Ratings (Ta=25°C Unless otherwise specified)

PARAMETER	SYMBOL	UNIT	MUR420	MUR440	MUR460	MUR480	MUR4100
Device marking code			MUR420	MUR440	MUR460	MUR480	MUR4100
Maximum Repetitive Peak Reverse Voltage	V _{RRM}	V	200	400	600	800	1000
Maximum RMS Voltage	V _{RMS}	V	140	280	420	560	700
Maximum DC blocking Voltage	V _{DC}	V	200	400	600	800	1000
Average Forward Current @60Hz sine wave, Resistance load, Ta =50°C	I _{F(AV)}	A	4.0				
Forward Surge Current (Non-repetitive) @60Hz Half-sine wave, 1 cycle, Tj=25°C	I _{FSM}	A	125				
Forward Surge Current (Non-repetitive) @1ms, square wave, 1 cycle, Tj=25°C			250				
Current squared time @1ms≤t≤8.3ms Tj=25°C, Rating of per diode	I ² t	A ² s	65				
Typical junction capacitance @Measured at 1MHz and Applied Reverse Voltage of 4.0 V.D.C	C _j	pF	60	51		45	50
Storage Temperature	T _{stg}	°C	-55 ~ +150				
Junction Temperature	T _j	°C	-55 ~ +150				



MUR420 THRU MUR4100

■ Electrical Characteristics (T_a=25°C Unless otherwise specified)

PARAMETER	SYMBOL	UNIT	TEST CONDITIONS	MUR420	MUR440	MUR460	MUR480	MUR4100
Maximum instantaneous forward voltage drop per diode	V _F	V	I _{FM} =4.0A	0.89	1.28		1.85	
Maximum DC reverse current at rated DC blocking voltage per diode	I _R	μA	T _j =25°C	2.5				
			T _j =125°C	100				
Maximum reverse recovery time	t _{rr}	ns	I _F =0.5A, I _R =1.0A, I _r =0.25A	25	50		75	

■ Dynamic Characteristics

◆ MUR420

PARAMETER	SYMBOL	UNIT	TEST CONDITIONS		Min	Typ	Max
Reverse Recovery Time	T _{RR}	ns	T _j =25°C	I _F =1A, di/dt=-50A/us V _{RM} =30V	-	31	-
			T _j =25°C	I _F =4A di/dt=-200A/us V _{RM} =100V	-	23	-
			T _j =125°C		-	39	-
Peak recovery current	I _{RRM}	A	T _j =25°C	I _F =4A di/dt=-200A/us V _{RM} =100V	-	4.1	-
			T _j =125°C		-	7.0	-
Reverse recovery charge	Q _{rr}	nC	T _j =25°C	I _F =4A di/dt=-200A/us V _{RM} =100V	-	47.4	-
			T _j =125°C		-	136.8	-
Non-repetitive avalanche energy	E _{AS}	mJ	T _j =25°C	I _R =2.4 A, L=15 mH	43.2	-	-

◆ MUR440 THRU MUR460

PARAMETER	SYMBOL	UNIT	TEST CONDITIONS		Min	Typ	Max
Reverse Recovery Time	T _{RR}	ns	T _j =25°C	I _F =1A, di/dt=-50A/us V _{RM} =30V	-	47	-
			T _j =25°C	I _F =4A di/dt=-200A/us V _{RM} =200V	-	49	-
			T _j =125°C		-	78	-
Peak recovery current	I _{RRM}	A	T _j =25°C	I _F =4A di/dt=-200A/us V _{RM} =200V	-	6.7	-
			T _j =125°C		-	10.2	-
Reverse recovery charge	Q _{rr}	nC	T _j =25°C	I _F =4A di/dt=-200A/us V _{RM} =200V	-	163.8	-
			T _j =125°C		-	397.2	-
Non-repetitive avalanche energy	E _{AS}	mJ	T _j =25°C	I _R =2.4 A, L=15 mH	43.2	-	-

◆ MUR480

PARAMETER	SYMBOL	UNIT	TEST CONDITIONS		Min	Typ	Max
Reverse Recovery Time	T _{RR}	ns	T _j =25°C	I _F =1A, di/dt=-50A/us V _{RM} =30V	-	51	-
			T _j =25°C	I _F =4A di/dt=-200A/us V _{RM} =400V	-	64	-
			T _j =125°C		-	114	-
Peak recovery current	I _{RRM}	A	T _j =25°C	I _F =4A di/dt=-200A/us V _{RM} =400V	-	7.4	-
			T _j =125°C		-	11.2	-
Reverse recovery charge	Q _{rr}	nC	T _j =25°C	I _F =4A di/dt=-200A/us V _{RM} =400V	-	235.8	-
			T _j =125°C		-	635.8	-
Non-repetitive avalanche energy	E _{AS}	mJ	T _j =25°C	I _R =2.8A, L=15 mH	58.8	-	-



MUR420 THRU MUR4100

◆ MUR4100

PARAMETER	SYMBOL	UNIT	TEST CONDITIONS		Min	Typ	Max
Reverse Recovery Time	T_{RR}	ns	$T_j=25^\circ\text{C}$	$I_F=1\text{A}$, $di/dt=-50\text{A/us}$ $V_{RM}=30\text{V}$	-	63	-
			$T_j=25^\circ\text{C}$	$I_F=4\text{A}$ $di/dt=-200\text{A/us}$ $V_{RM}=400\text{V}$	-	84	-
			$T_j=125^\circ\text{C}$		-	165	-
Peak recovery current	I_{RRM}	A	$T_j=25^\circ\text{C}$	$I_F=4\text{A}$ $di/dt=-200\text{A/us}$ $V_{RM}=400\text{V}$	-	8.5	-
			$T_j=125^\circ\text{C}$		-	13.2	-
Reverse recovery charge	Q_{rr}	nC	$T_j=25^\circ\text{C}$	$I_F=4\text{A}$ $di/dt=-200\text{A/us}$ $V_{RM}=400\text{V}$	-	356.4	-
			$T_j=125^\circ\text{C}$		-	1092.7	-
Non-repetitive avalanche energy	E_{AS}	mJ	$T_j=25^\circ\text{C}$	$I_R=2.0\text{A}$, $L=15\text{mH}$	30.0	-	-

■ Thermal Characteristics ($T_a=25^\circ\text{C}$ Unless otherwise specified)

PARAMETER	SYMBOL	UNIT	MUR420	MUR440	MUR460	MUR480	MUR4100
Typical Thermal Resistance	$R_{\theta J-A}$	$^\circ\text{C/W}$	20				

■ Ordering Information (Example)

PREFERRED P/N	PACKAGE CODE	UNIT WEIGHT(g)	MINIMUM PACKAGE(pcs)	INNER BOX QUANTITY(pcs)	OUTER CARTON QUANTITY(pcs)	DELIVERY MODE
MUR420-MUR4100	D1	Approximate 1.05	1250	1250	12500	Tape
MUR420-MUR4100	C1	Approximate 1.05	250	250	12500	Bulk

■ Characteristics (Typical)

FIG.1: I_o - T_a Curve

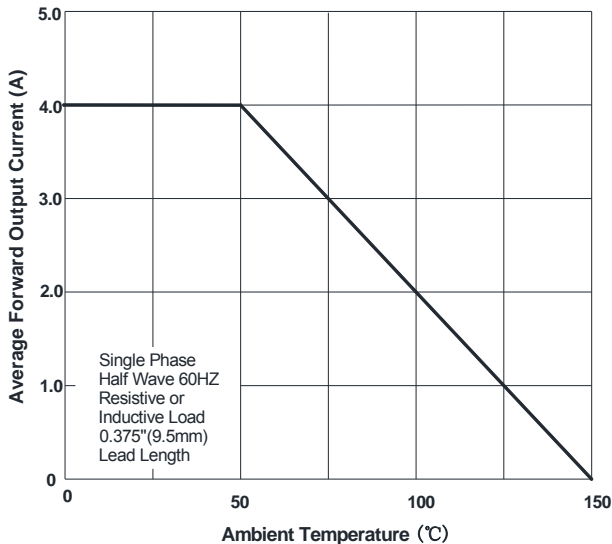
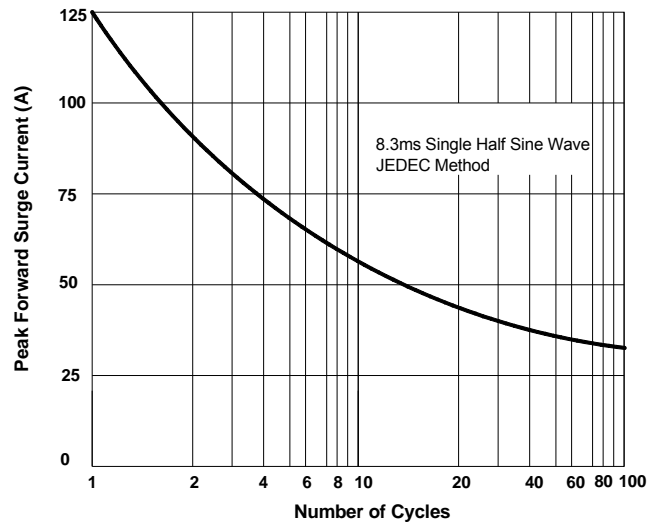


FIG.2: Forward Surge Current Capability





MUR420 THRU MUR4100

FIG.3: Forward Voltage

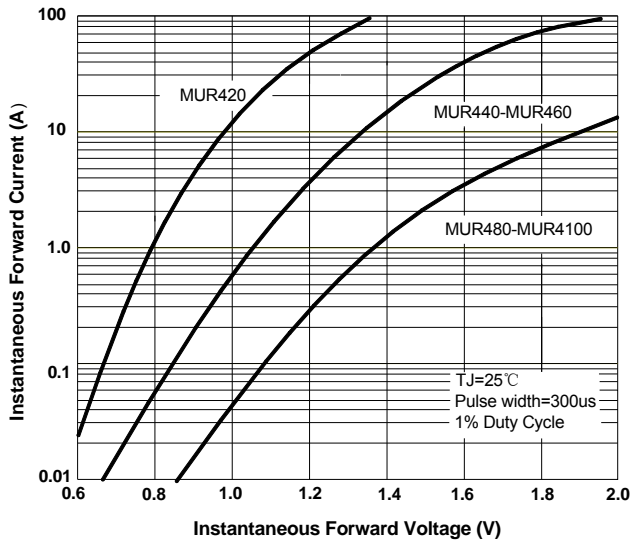


FIG.4: Typical Reverse Characteristics

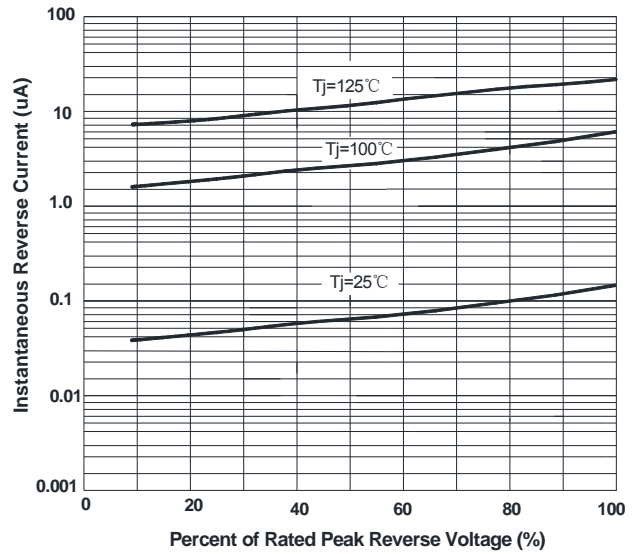
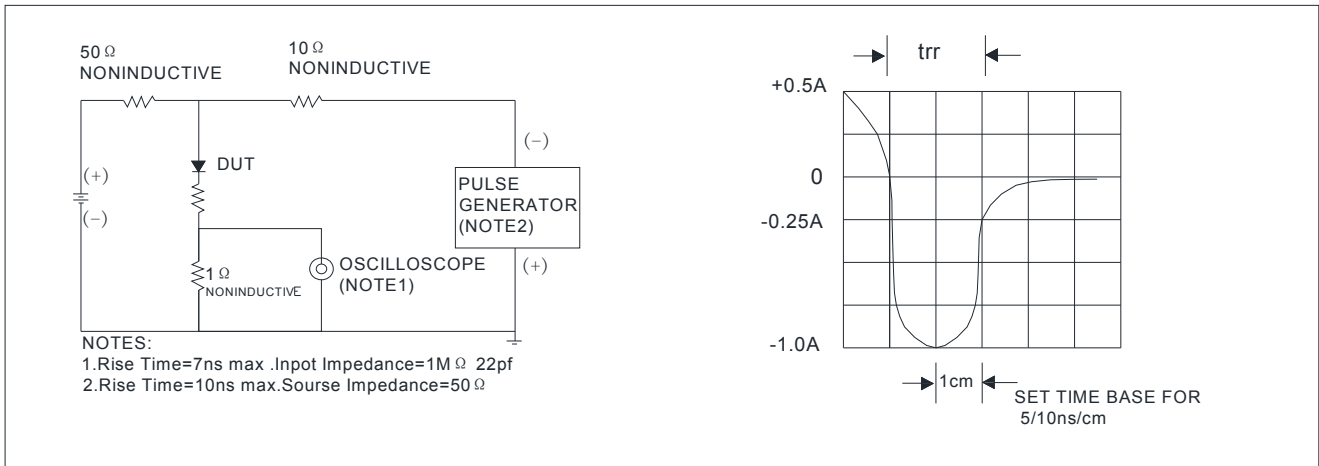
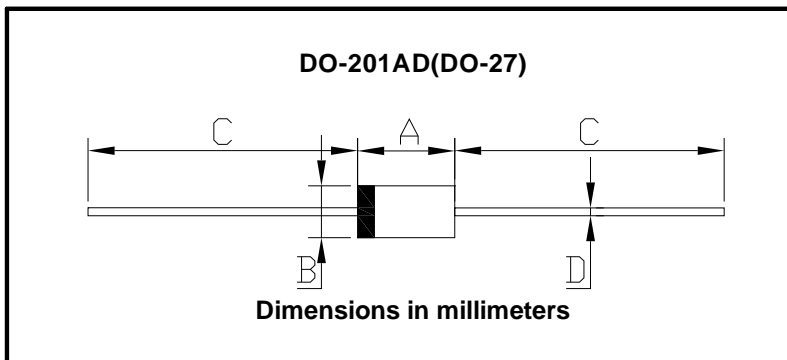


FIG.5: Diagram of circuit and Testing wave form of reverse recovery time



■ Outline Dimensions



DO-201AD(DO-27)		
Dim	Min	Max
A	8.50	9.50
B	5.00	5.60
C	25.4	/
D	1.20	1.30



MUR420 THRU MUR4100

Disclaimer

The information presented in this document is for reference only. Yangzhou Yangjie Electronic Technology Co., Ltd. reserves the right to make changes without notice for the specification of the products displayed herein to improve reliability, function or design or otherwise.

The product listed herein is designed to be used with ordinary electronic equipment or devices, and not designed to be used with equipment or devices which require high level of reliability and the malfunction of which would directly endanger human life (such as medical instruments, transportation equipment, aerospace machinery, nuclear-reactor controllers, fuel controllers and other safety devices), Yangjie or anyone on its behalf, assumes no responsibility or liability for any damages resulting from such improper use of sale.

This publication supersedes & replaces all information previously supplied. For additional information, please visit our website [http:// www.21yangjie.com](http://www.21yangjie.com) , or consult your nearest Yangjie's sales office for further assistance.